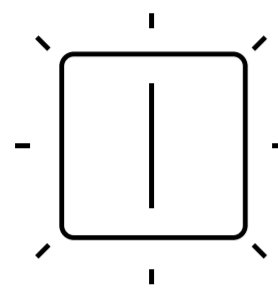
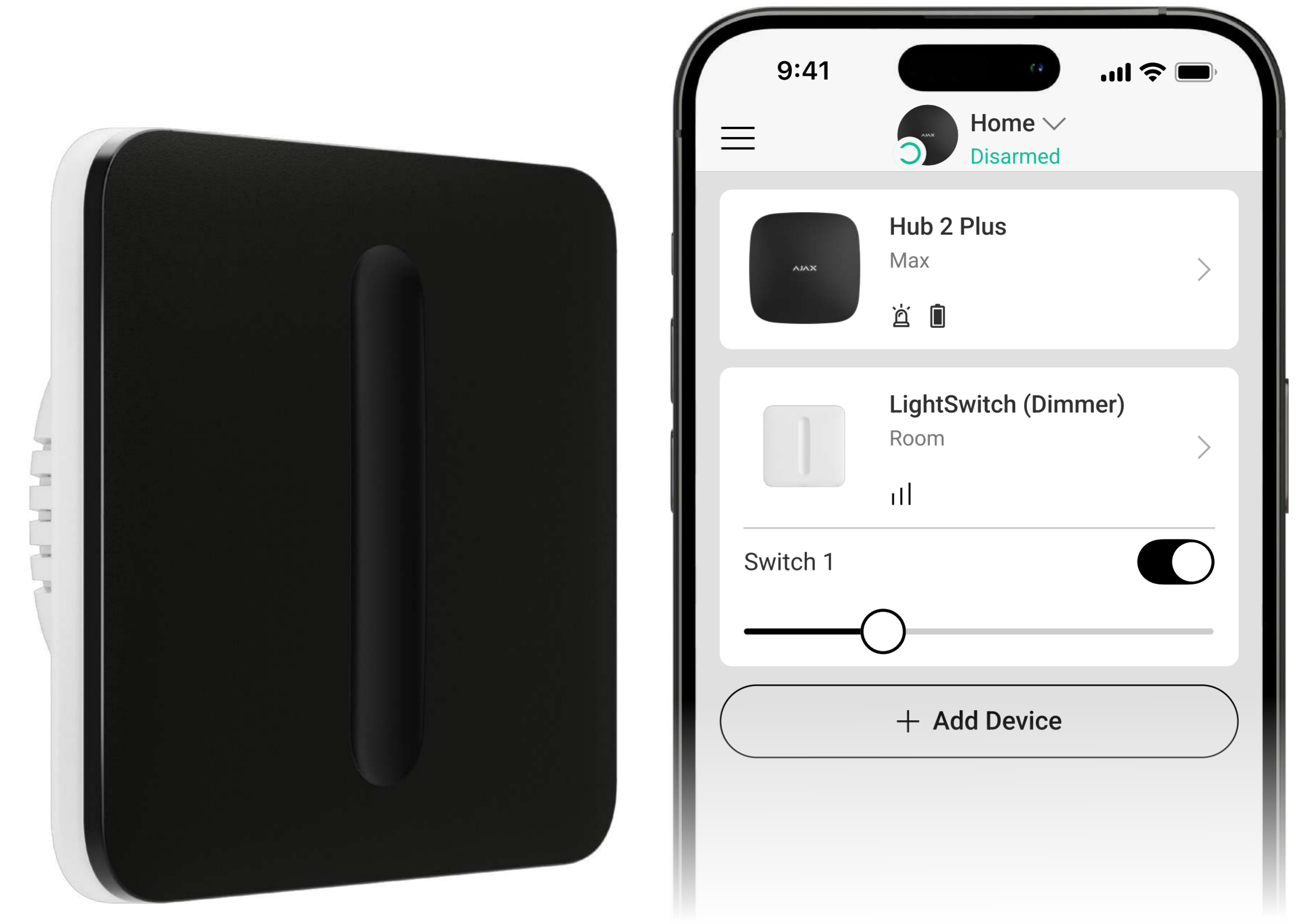




Baseline product line

LightSwitch (Dimmer) Jeweller

Wireless smart touch dimmer light switch



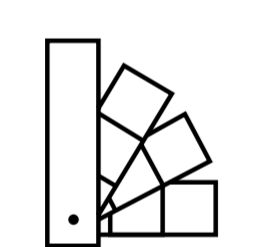
Alternative to any switch

- Large touch-sensitive panel
- Non-dazzling LED backlight
- Suitable for both horizontal and vertical installations
- Series includes 1-gang, 2-gang, 2-way, crossover, and dimmer switches




Jeweller communication technology

- Up to 900 m of radio communication with a hub in an open space
- Encryption for secure data transmission
- Regular polling to display current device statuses



Fits any interior

The touch-sensitive switch panels are available in 8 different colors, making them suitable for installation in various locations, including homes, offices, and workplaces.



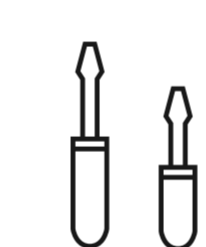
New comfort level

- Remote control and configuration in Ajax apps
- Timer-based turning off
- Automation scenarios
- Current and temperature protection
- Operates without an internet connection



Quick installation and setup

- No neutral wire required
- Can be installed without changing the wiring
- Complies with the standard European form factor (55)
- Pairing with the system by QR code scanning in the Ajax app



LightSwitch components

LightSwitch is a prefab device, with each component available for separate purchase. Components are easily installed by attaching to each other.

Dimmer core

Controls the power of a lighting device



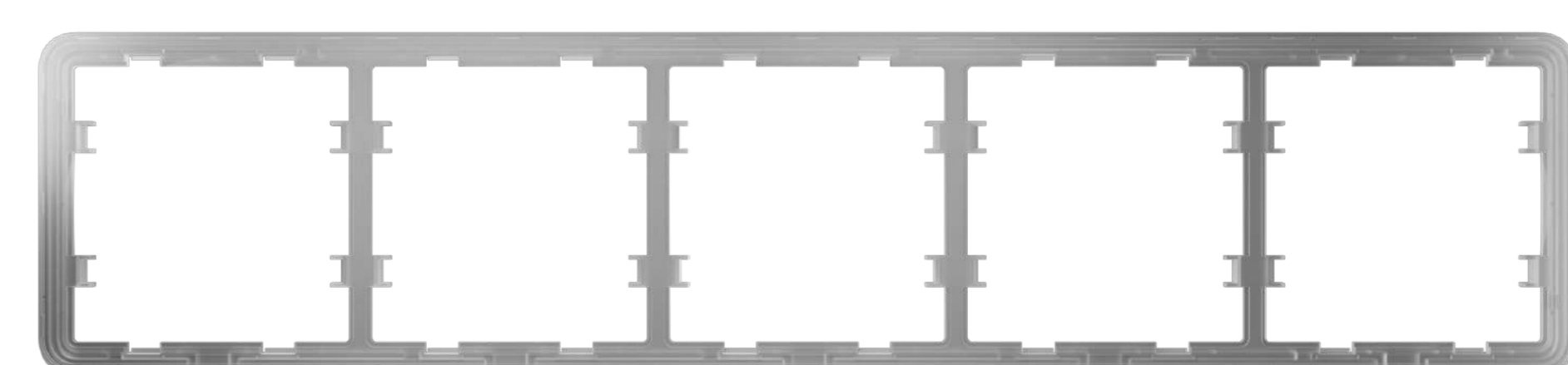
Touch-sensitive panel

Light switch front panel

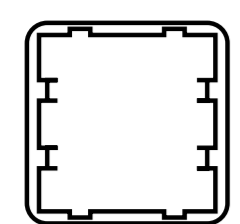


Frame

Plastic frame for installing 2 to 5 devices in a row, horizontally or vertically



When installing a single switch device, the front touch-sensitive panel and the frame come as one component. If you plan to install multiple devices in a row, you will need to purchase a frame along with the required touch-sensitive panels.



Configurations variability

LightSwitch can be installed either separately or within a frame as part of a set that includes other LightSwitch light switches and Ajax outlets. These devices share the same frame design and colors.



LightSwitch (Dimmer)



Frame with
2 LightSwitch



Frame with 2 Outlet
and 2 LightSwitch



Switches and outlets configurator

Assemble a custom set of Ajax switches and outlets

ajax.systems/tools/switches-and-outlets-configurator/

<p>Compatibility</p> <p>Hubs Hub Plus Jeweller Hub 2 (2G) Jeweller Hub 2 (4G) Jeweller Hub 2 Plus Jeweller Hub Hybrid (2G) Hub Hybrid (4G)</p> <p>Range extenders ReX Jeweller ReX 2 Jeweller</p>	<p>Communication with hub</p> <p>Jeweller communication technology</p> <p>Communication range up to 900 m In an open space</p> <p>Frequency bands 866.0–866.5 MHz 868.0–868.6 MHz 868.7–869.2 MHz 905.0–926.5 MHz 915.85–926.5 MHz 921.0–922.0 MHz Depends on the sales region</p> <p>Maximum effective radiated power (ERP) up to 20 mW</p>	<p>Features</p> <p>Scenarios</p> <ul style="list-style-type: none"> • by alarm • by security mode change • by temperature • by humidity/CO₂ concentration¹ • by schedule • by activating another LightSwitch/Button <p>Large touch-sensitive panel</p> <p>Night backlight</p> <p>1 – Scenarios by humidity and CO₂ concentrations are available when LifeQuality Jeweller is added to the system.</p>	<p>Power supply</p> <p>Input 230 V, 50 Hz</p> <p>Power of switched device 8–150 VA</p> <p>Supported lamp types</p> <p>Incandescent light bulb 8–150 VA</p> <p>Dimmable LED 8–150 VA</p> <p>Halogen light bulb 20–150 VA</p> <p>Current protection more than 0.75 A</p> <p>Temperature protection more than +60 °C</p>				
<p>Installation</p> <p>Operating temperature range from –10 °C to +40 °C</p> <p>Operating humidity up to 75% with no condensation</p> <p>Protection class IP20</p> <p>Form factor of the switch European type (55)</p>	<p>Single switch components</p> <p>Single LightSwitch consists of two components: a relay and a touch-sensitive panel.</p> <p>Dimmer core LightCore (Dimmer) [55] Jeweller LightCore (Dimmer) vertical [55] Jeweller</p> <p>Touch-sensitive panel SoloButton (Dimmer)</p>	<p>Combined switch components</p> <p>Combined switch consists of 2, 3, 4, or 5 switches installed in one frame.</p> <table border="0"> <tr> <td data-bbox="1060 2080 1507 2220"> <p>Dimmer core LightCore (Dimmer) [55] Jeweller LightCore (Dimmer) vertical [55] Jeweller</p> </td> <td data-bbox="1509 2080 1969 2398"> <p>Frames Frame (2 seats) Frame (2 seats) vertical Frame (3 seats) Frame (3 seats) vertical Frame (4 seats) Frame (4 seats) vertical Frame (5 seats) Frame (5 seats) vertical</p> </td> </tr> <tr> <td data-bbox="1060 2258 1507 2427"> <p>Touch-sensitive panels CenterButton (Dimmer) CenterButton (Dimmer) vertical SideButton (Dimmer) SideButton (Dimmer) vertical</p> </td> <td></td> </tr> </table>		<p>Dimmer core LightCore (Dimmer) [55] Jeweller LightCore (Dimmer) vertical [55] Jeweller</p>	<p>Frames Frame (2 seats) Frame (2 seats) vertical Frame (3 seats) Frame (3 seats) vertical Frame (4 seats) Frame (4 seats) vertical Frame (5 seats) Frame (5 seats) vertical</p>	<p>Touch-sensitive panels CenterButton (Dimmer) CenterButton (Dimmer) vertical SideButton (Dimmer) SideButton (Dimmer) vertical</p>	
<p>Dimmer core LightCore (Dimmer) [55] Jeweller LightCore (Dimmer) vertical [55] Jeweller</p>	<p>Frames Frame (2 seats) Frame (2 seats) vertical Frame (3 seats) Frame (3 seats) vertical Frame (4 seats) Frame (4 seats) vertical Frame (5 seats) Frame (5 seats) vertical</p>						
<p>Touch-sensitive panels CenterButton (Dimmer) CenterButton (Dimmer) vertical SideButton (Dimmer) SideButton (Dimmer) vertical</p>							

Superior, Fibra, and Baseline product lines are mutually compatible. This opens up numerous possibilities for building systems of any configuration.



For detailed information, scan the QR code or follow the link:

ajax.systems/support/devices/lightswitch-dimmer-jeweller/

- ✉ support@ajax.systems
- 📍 @AjaxSystemsSupport_Bot
- 🌐 ajax.systems